






	Monday May 11, 2020	Tuesday May 12, 2020	Wednesday May 13, 2020	Thursday May 14, 2020	Friday May 15, 2020						
Blending CVC words. If you do not have chalk, adapt game with using paper	 <b>Sidewalk Chalk Word Family Ladders</b> -print a word family in each rung of the word ladder (ie <i>cat, sat, rat, mat</i> or <i>tin, fin, pin, sin</i> or <i>man, fan, ran, tan</i> etc) -your child starts at the bottom of the ladder and reads each word as he/she hops up the ladder (sat, cat, mat, rat etc). <a href="https://www.youtube.com/watch?v=B8Wf1EadpgE">https://www.youtube.com/watch?v=B8Wf1EadpgE</a>	 <b>Ice Cream Cone Word Families</b> -choose word families for the cones (ie. -at, it, op, ap etc.) -print words on "scoops" that go along with the word family "ice cream cone" -Have your child sort & read the words -place the scoops on the correct cone <a href="https://www.youtube.com/watch?v=EtWeUgRyb28">https://www.youtube.com/watch?v=EtWeUgRyb28</a>	 <b>Stars and Planets Flashlight CVC Practice</b> <b>CVC –consonant, vowel, consonant words</b> -print CVC words on circle and star shapes (ie.: tap, pan, sat, rip, mop, run etc.) -Stick words to a wall -Turn the lights out, give your child a flashlight and have him/her find and read the words on the wall. <a href="https://www.youtube.com/watch?v=xTXnLNQjplk">https://www.youtube.com/watch?v=xTXnLNQjplk</a>	 <b>Sidewalk Chalk CVC Game</b> -print a few CVC words on driveway (ie cat, dog, mat, pig, top, mug, men etc.). Then ask your child to: -hop to "mat", hop to word "cat" -jump to what goes "meow", jump to what you could drink from, jump to what you would find on a farm etc. -hop to what rhymes with sat, ten pop etc. <a href="https://www.youtube.com/watch?v=ki7zcigVlKo">https://www.youtube.com/watch?v=ki7zcigVlKo</a>	 <b>Phoneme Manipulation:</b> with a stick, print a CVC word (eg b-a-t) in the dirt. Ask your child to sound it out. Now "erase" the "b" and replace it with another consonant (eg m). Ask your child to read the new word. Continue by replacing the initial sound (phoneme) until you are ready to use another CVC word. <a href="https://www.youtube.com/watch?v=o9BaJmEQrnc">https://www.youtube.com/watch?v=o9BaJmEQrnc</a>						
Sight Words	Sight word game: Sight Word Shake – Print sight words on a sheet of paper. Cut each individual word out and place into a container (with lid). Once all sight words are in the container, shake and pour words out onto a table or solid surface. Have your child read the words that fall face-up. They do not need to read the words that fall face-down. Put all the words back into the container and repeat the shaking, pouring, and reading of the words that fall face-up. Kindergarten Sight words: <b>a, am, and, are, at, can, come, dad, go, he, here, I, in, is, it, like, little, look, love, me, mom, my, no, play, said, see, she, that, the, this, to, up, was, we, went, with, yes &amp; you</b> Enrichment: for students who already know these words, they can work on the grade one list found on our kindergarten website - <a href="http://datlkindergarten.weebly.com">datlkindergarten.weebly.com</a>										
Reading	It is very important to practice reading every day so children can retain and build upon reading skills. They can either read books that you have at home or click onto the links for reading practice. An account has been set up for your child on Razkids <a href="https://www.kidsa-z.com/main/Login">https://www.kidsa-z.com/main/Login</a> Extra reading activities can be found on Starfall Learn to Read <a href="https://www.starfall.com/h/ltr-classic/">https://www.starfall.com/h/ltr-classic/</a> or Headsprout <a href="https://www.kidsa-z.com/main/Login">https://www.kidsa-z.com/main/Login</a>										
Writing	This week we continue on with <b>Descriptive Writing</b> and the topic we will be describing is <b>Life Cycles</b> . Click on the Scholastic Learn at Home website <a href="https://classroommagazines.scholastic.com/support/learnathome/grades-1-2-week-3.html">https://classroommagazines.scholastic.com/support/learnathome/grades-1-2-week-3.html</a> and go to Week 3, Day 14. Watch the story, read the book and then watch the video entitle <b>From Tadpole to Frog</b> . Now click on the activity link <b>As I Grow Up</b> . Draw what you looked like as a baby and what you look like now (or look at photos of yourself as a baby and current pictures of yourself). For a fun writing activity-Use your imagination! Draw a picture what you think you will look like as an adult. Then write 1-2 sentences describing what you may look like (what colour hair? How tall are you? Do you have a mustache? Will you have short/long hair? Enrichment: Write more details. For example-What will your job be? Will you have a pet? Will you have children? Where will you live?										
Math	<b>Measurement - mass (weight) comparing two objects. Use vocabulary lighter, heavier, more, less, almost the same.</b> <b>Ask your child:</b> <ul style="list-style-type: none"> <li>Which is heavier, a rock or a feather?</li> <li>Which is lighter, a brick or a pillow?</li> <li>Can you find me something heavier than a sneaker?</li> <li>Can you find me something lighter than a book?</li> <li>Can you find something that is almost the same mass as an empty lunchbox?</li> <li>Can you find something that is almost the same mass as a toy doll/car?</li> </ul> <a href="https://www.youtube.com/watch?v=aU0f6ajtJE">https://www.youtube.com/watch?v=aU0f6ajtJE</a>	<b>Measurement – Length</b> <b>Use vocabulary longer, shorter, taller, almost the same. Activity:</b> <ul style="list-style-type: none"> <li>Give your child a piece of string/shoelace.</li> <li>Ask him/her to find objects that are longer than the piece of string</li> <li>Ask him/her to find objects that are shorter than the piece of the string</li> <li>Ask him/her to find objects that are almost the same length as the string</li> </ul> <a href="http://www.TumbleMath.com">www.TumbleMath.com</a> -Username: leatherbarrow -Password: login -Click on the Measurement- Carrie Measures Up <a href="https://www.tumblemath.com/H5Player.aspx/?ProductID=373&amp;book=%2FH5Books%2FTM%2Fbooks%2FCarrie%20Measures%20Up%2FCarrie%20Measures%20Up.json&amp;page=0">https://www.tumblemath.com/H5Player.aspx/?ProductID=373&amp;book=%2FH5Books%2FTM%2Fbooks%2FCarrie%20Measures%20Up%2FCarrie%20Measures%20Up.json&amp;page=0</a>	<b>Measurement – Volume (Capacity)</b> <b>Use vocabulary holds more, holds less, holds almost the same.</b> <b>Activity (kitchen sink, bathtub, wading pool):</b> <ul style="list-style-type: none"> <li>Give your child a variety of containers (plastic) which are different shapes and sizes (short &amp; wide, tall &amp;skinny etc.)</li> <li>Ask your child to make a prediction as to which container holds more? Holds less? Holds almost the same as?</li> <li>Ask him/her why he/she made that prediction (sometimes children think if containers are taller, they will hold more)</li> <li>Help your child determine if his/her predictions were true/false</li> </ul> <a href="https://www.youtube.com/watch?v=zF3JSnEg7tU">https://www.youtube.com/watch?v=zF3JSnEg7tU</a>	<b>Measurement – mass</b> <b>Activity:</b> Have your child get one of his/her sneakers. Have your child find objects that are heavier, objects that are lighter, and objects that are almost the same mass as his/her sneaker. Draw a table (see below) and draw/label objects that are heavier, lighter, almost the same as. <table border="1" data-bbox="1808 1321 2395 1473"> <thead> <tr> <th>Lighter</th> <th>Same</th> <th>Heavier</th> </tr> </thead> <tbody> <tr> <td> </td> <td> </td> <td> </td> </tr> </tbody> </table> <a href="http://www.TumbleMath.com">www.TumbleMath.com</a> Username: leatherbarrow Password: login Click on Measurement tab – Mighty Maddie <a href="https://www.tumblemath.com/H5Player.aspx/?ProductID=578&amp;book=%2FH5Books%2FTM%2Fbooks%2FMighty%20Maddies%2FMighty%20Maddies.json&amp;page=0">https://www.tumblemath.com/H5Player.aspx/?ProductID=578&amp;book=%2FH5Books%2FTM%2Fbooks%2FMighty%20Maddies%2FMighty%20Maddies.json&amp;page=0</a>	Lighter	Same	Heavier				<b>Representing and Describing Numbers 2-10</b> <b>Activity:</b> <b>Roll and Fill Game:</b> <ul style="list-style-type: none"> <li>Players each have their own egg carton or ice cube tray.</li> <li>Players take turns rolling a standard die</li> <li>Players place the same amount of small objects (cheerio, bead) as what was rolled on the die, to fill their tray.</li> <li>Once the trays are full, play can be reversed, by students removing the same number of counters as what is rolled on the die. This will be great practice for counting backwards.</li> </ul> When adding on to the first roll, encourage them to add on. (example: I had 5, now I'm adding 3 more. So I put <b>5</b> in my head and count on " <b>5 in my head, 6, 7, 8. 5 and 3 more is 8</b> ". And so on. <a href="https://www.abcya.com/games/kindergarten_word_problems_add_to_10">https://www.abcya.com/games/kindergarten_word_problems_add_to_10</a>
Lighter	Same	Heavier									
Frog Activities: Learn more! Frog Yoga Directed Drawing, songs & Jokes!	Fun Frog Activities: Watch this video <a href="https://jr.brainpop.com/science/animals/frogs/">https://jr.brainpop.com/science/animals/frogs/</a> Yoga: Cosmic Yoga -Meet Frank the Frog <a href="https://www.youtube.com/watch?v=TY8xx7c6_z0">https://www.youtube.com/watch?v=TY8xx7c6_z0</a> Songs: <a href="https://www.youtube.com/watch?v=VQTVrxj4l6o">https://www.youtube.com/watch?v=VQTVrxj4l6o</a> <a href="https://www.youtube.com/watch?v=MJOSoJNeu54">https://www.youtube.com/watch?v=MJOSoJNeu54</a> <a href="https://www.youtube.com/watch?v=SjVb4NYCP70">https://www.youtube.com/watch?v=SjVb4NYCP70</a> Learn How to Draw a Frog: <a href="https://www.youtube.com/watch?v=n_kovglf_eM">https://www.youtube.com/watch?v=n_kovglf_eM</a> Jokes: Q: What's green, green, green, green, green? A: A frog rolling down a hill. Q: What do stylish frogs wear? A: Jumpsuits. Q: Why are frogs so happy? A: They eat whatever bugs them. Q: What is a frog's favourite game? A: Croaket. Q: Why did the frog say "meow" A: He was learning a new language.										
Extra Snuggle Time ☺	Snuggle and read a book to your child at bedtime. When reading with your child, make sure he/she looks at the pictures, and ask him/her questions about the story: What happened in the story? Did anything like this ever happen to you? How are the people/animals feeling in the story? Is this story fiction (pretend) or non-fiction (real, based on fact)?										

